




**MESA
COMMUNITY COLLEGE**
A MARICOPA COMMUNITY COLLEGE

2025 MCC NURSING STUDENT COMPLIANCE GUIDE

1833 W Southern Ave
mesacc.edu/nursing

TABLE OF CONTENTS

- Welcome Message
 - Meet The Team
 - Compliance Steps
 - Registration
 - Resources
- 

WELCOME MESSAGE

Dear Incoming Nursing Students,

Get ready to embark on an incredible journey filled with compassion, knowledge, and the profound joy of helping others. We are thrilled to welcome you to our nursing family, where each one of you plays a vital role in shaping the future of healthcare.

As you step into this noble profession, remember that you are not just entering a career, but a calling. Nursing is a journey of endless opportunities to make a difference in the lives of individuals, families, and communities. Your dedication, empathy, and commitment to care will touch countless hearts and leave a lasting impact on those you serve.

Here, at Mesa Community College, we are dedicated to providing you with the finest education, support, and resources to nurture your growth and development as future healthcare leaders. From state-of-the-art facilities to experienced faculty members, we are here to guide and inspire you every step of the way.

Embrace the challenges with courage, for they are the stepping stones to your success. Cherish the moments of learning, for they will enrich your understanding of humanity and healing. And above all, hold onto the passion that ignited your desire to become a nurse, for it will fuel your journey through every triumph and trial.

Together, let us celebrate the profound privilege of serving others with compassion, kindness, and unwavering dedication. Welcome to the incredible world of nursing—where every smile, every touch, and every act of care has the power to transform lives.

Welcome aboard, future healers! Your journey begins here, and we couldn't be more excited to have you join us.

MCC Nursing Department

MEET THE NURSING TEAM

Denise Lewis

Nursing Department Chair
denise.lewis@mesacc.edu

Laken Collins

Nursing Program Advisor
laken.collins@mesacc.edu

Chris Saiz

Nursing Program Advisor
chris.saiz@mesacc.edu

Ashley Mayfield

Admin Specialist Sr
ashley.mayfield@mesacc.edu

Maria Torkkola

Compliance Officer
maria.torkkola@mesacc.edu

Wes Foster

Block I Lead Faculty
charles.foster@mesacc.edu

Gwen Metz

Block 2 Lead Faculty
gwendolyn.metz@mesacc.edu

Elizabeth Crandall

Block 3 Lead Faculty
elizabeth.crandall@mesacc.edu

Lisa Baba

Block 4 Lead Faculty
lisa.baba@mesacc.edu

Please use this guide in conjunction with the Mesa Community College Nursing Department Compliance Process video on our compliance webpage for detailed instructions on each step.

Visit: <https://www.mesacc.edu/departments/nursing/advising-information/health-and-safety-compliance>

1. Level 1 Fingerprint Clearance Card Application and Fingerprinting

You are required to maintain a current Level 1 Fingerprint Clearance card from the Arizona Department of Public Safety throughout your time in the Nursing program. If you have a current level 1 fingerprint clearance card that will not expire through the semester, you may skip this step. AZDPS suggests requesting FCC renewal 6 months prior to expiration to ensure seamless coverage.

- Visit [AZDPS.GOV](https://www.azdps.gov) and click on the Fingerprint Clearance Card tile.
- Click apply for a card and proceed to **create an online account**.
- You will choose Non-IVP, health sciences student and clinical assistant.
- Register at [FieldPrint](https://www.fieldprint.com) if you are submitting your prints via digital scan (fastest method!)
- Allow 4 – 6 weeks to receive your card in the mail. You will need the physical card in order to be compliant in this category. Receipt of application is not acceptable.

If you have questions regarding the level 1 fingerprint clearance card application process, please contact [AZDPS](https://www.azdps.gov) directly for assistance.

DPS Clearance Card Team (602)223-2279

<input type="checkbox"/> DES-DAAS-Division of Aging & Adult Services - ARS § 46-141* <input type="checkbox"/> DES-DDD/HCBS - Home & Community Based Services - ARS § 36-594.01* <input type="checkbox"/> DES-DDD - Developmental Home License - ARS § 36-594.02* \$65 <input type="checkbox"/> DES-Employee - ARS § 41-1966* \$67 <input type="checkbox"/> DES-IT Position - ARS § 41-1969* \$67 <input type="checkbox"/> DES-Employee or Contractor with access to Federal Tax Information - ARS § 41-1969* \$67 <input type="checkbox"/> DES-JOBS Program - ARS § 46-141* <input type="checkbox"/> DES-WIOA-Workforce Innovation & Opportunity Act - ARS § 46-141* <input type="checkbox"/> DES-Domestic Violence/Homeless Shelter - ARS § 36-3008 and § 46-141* <input type="checkbox"/> DHS-Child Care and Vulnerable Adult Facilities Inspections - ARS § 36-113.E* \$67 <input type="checkbox"/> DHS-Child Care Group Home; Certification, Employees or Volunteers - ARS § 36-897.01 & ARS § 36-897.03* <input type="checkbox"/> DHS-Child Care Employees & Volunteers - ARS § 36-883.02* <input type="checkbox"/> DHS-Child Care Facility License - ARS § 36-882* \$67 <input type="checkbox"/> DHS-Children's Behavioral Health Programs Employees and Volunteers - ARS § 36-425.03 <input type="checkbox"/> DHS-Residential or Nursing Care Institutions; Home Health Agencies - Employees and Volunteers - ARS § 36-411 <input type="checkbox"/> DHS-Nursing Care Administrators & Assisted Living Facility Managers - ARS § 36-446.04 <input type="checkbox"/> DHS-Arizona State Hospital - ARS § 36-207* <input type="checkbox"/> DHS-IT Positions and/or Access to Vital Records - ARS § 36-113.A* \$67	<input type="checkbox"/> ADBE-Dental Hygienist License - ARS § 32-1284 \$67 <input type="checkbox"/> ADBE-Dentist Certification - ARS § 32-1297.01 \$67 <input type="checkbox"/> AZ Board of Fingerprinting-Members & Staff - ARS § 41-619.52* & ARS § 41-619.53* \$67 <input type="checkbox"/> AZ Charter School Board-Member/Applicant - ARS § 15-183(C)(4) <input type="checkbox"/> AZ Dept. of Agriculture-Industrial Hemp License - ARS § 3-314 <input type="checkbox"/> AZ Dept. Real Estate-License - ARS § 32-2108.01 \$67 <input type="checkbox"/> Department of Juvenile Corrections-Licensee or Contract Provider - ARS § 41-2814(B) <input checked="" type="checkbox"/> Health Science Student & Clinical Assistant - ARS § 15-1881 \$65 <input type="checkbox"/> Juvenile Probation-Supreme Court, County Attorney or other Contract Provider Employee or Volunteer - ARS § 6-322 <input type="checkbox"/> BTR-Home Inspector Certification - ARS § 32-122.02 \$67 <input type="checkbox"/> BTR-Controlling Person Certification - ARS § 32-122.05 \$67 <input type="checkbox"/> BTR-Alarm Agent Certification - ARS § 32-122.06 \$67 <input type="checkbox"/> AZ Game and Fish - ARS § 17-215* <input type="checkbox"/> AZ Schools for the Deaf & Blind-Superintendent - ARS § 15-1330 \$67 <input type="checkbox"/> BPT-Physical Therapist & Assistants License - ARS § 32-2022 \$67 <input type="checkbox"/> BMT-Massage Therapist License - ARS § 32-4222 \$67
---	--

FRONT

STATE OF ARIZONA
DEPARTMENT OF PUBLIC SAFETY
Level One Fingerprint Clearance Card

Name: _____

Birth Date: _____ Issue Date: _____

Sex: _____ Weight: _____ Height: _____ Eyes: _____ Hair: _____

Card Number: _____ Expire Date: _____

BACK

THIS FINGERPRINT CLEARANCE CARD WAS ISSUED
PURSUANT TO ARS-41-1758

DPS(ACCT) P.O. BOX 18390 PHOENIX AZ 85005

AZ DPS Level 1 Fingerprint Clearance Card

2. Obtain BLS CPR Card through the American Heart Association

Complete a BLS CPR/Healthcare Provider course through the **American Heart Association**. The class must be in person with hands-on training to be accepted. Your issued BLS/CPR certification card should show your name, date of issue and expiration. It should stay valid throughout the time you are in the course. It must have the American Heart Association logo on the card. You will upload this document to American Databank/Complio for verification and approval.

[Find a class near you.](#)

MCC offers BLS CPR Certification through the Exercise Science department. It is a 0.5 credit class. Please email Julie Freeman for availability and enrollment.

Julie.freeman@mesacc.edu

BASIC LIFE SUPPORT	
BLS Provider  The above individual has successfully completed the cognitive and skills evaluations in accordance with the curriculum of the American Heart Association Basic Life Support (CPR and AED) Program. Issue Date _____ Recommended Renewal Date _____  <small>To view or verify authenticity, students and employers should scan this QR code with their mobile device or go to www.heart.org/go/qrcode.</small> <small>PL200Card/10/06/11 5-0001</small>	Training Center Name _____ Training Center ID _____ TC Address _____ TC Phone _____ Instructor Name _____ Instructor ID _____ <small>© 2016 American Heart Association 15-0001 3/16</small>

3. American Databank/Complio Account

****If you already have an American Databank/Complio account and a passed background check (completed after your acceptance into the Nursing program), you may skip step 3 and move on to step 4.**

If you do not have an American Databank/Complio account and have not completed the background check, please complete this step.

Sign up for an account on American Databank/Complio using your Maricopa.edu email address as the primary account.

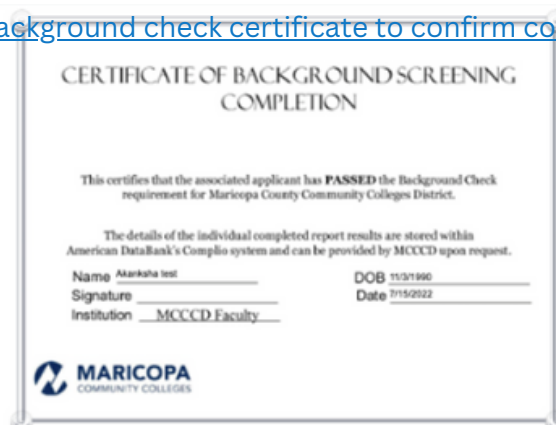
- [Watch the instructional video to guide you through the account setup.](#)
- Visit <http://maricopacompliance.com> and click 'New Users/Create an Account'
- Ensure your name matches exactly as it appears on your Driver's License or State ID.
- When ordering your package, select the option that matches your status (e.g., MCCCDC New Student, Traditional) and specify Mesa CC and Nursing.
- Order the 12-month immunization package to manage your health and safety documents.
- Order the background check.
 - **DO NOT ORDER THE DRUG SCREENING/THIS WILL BE COMPLETED ON A RANDOM DATE.**
- Note: Any errors in your background check information may require you to purchase another background check at your expense.
- You will receive an email when your background check has been completed. See next step.

If you have any questions regarding your complio account or background check please contact *American Databank/Complio support* 1-800-200-0853

4. Sign your background check PASS certificate in Complio

Once your background check has been processed and you have been notified that you have passed, you will sign the background check PASS certificate located in the Complio platform.

- [Sign the PASS background check certificate to confirm compliance.](#)



If you have any questions regarding your complio account or background check please contact *American Databank/Complio support* 1-800-200-0853

5. Healthcare Statement of Clearance Form

Make an appointment with your healthcare provider. They will need to fill out the healthcare statement clearance form. This can be filled out and signed by an MD, DO, Nurse Practitioner. The form can be found in the district health and safety packet linked below.

[Health and Safety Packet](#)

This is a great time to schedule any vaccines or blood draws for titers that you may need to complete your health and safety compliance. Carefully review all information on the [District Health and Safety Requirements Webpage](#) for complete instructions.

6. Gather your vaccination records/Upload to your Complio Account

All vaccination records must include:

- facility name
- healthcare provider information/letterhead
- date of vaccination or test
- your full name

Records will not be accepted if:

- handwritten
- missing name
- missing dates
- hard to read/illegible or blurry

[Health and Safety Packet](#)

[District Health and Safety Requirements Webpage](#)

[Please watch the related Compliance Video for instructions on declinations.](#)

If you are in need of vaccines at no cost, please visit
<https://www.maricopa.gov/4752/AdultImmunizations>

You may request a free copy of your Arizona Immunizations here
<https://irr.azdhs.gov/irr-form.php>

7. Wait for document approval in Complio and correct all errors!

This step is vital to completing your health and safety compliance. If one or more of your documents is declined or rejected in Complio, please do the following to troubleshoot the issue. Please note that *it can take up to a week for documents to be approved after submission. Be patient!*

If you receive a rejection:

- Read Complio's explanation for rejection and correct the issue. Resubmit for approval and wait.

AND/OR

- Look at your document carefully. Does it meet the criteria below?
 1. clearly shows full name, date of service, facility and provider name
 2. legible/not blurry/no information cropped out
 3. not expired
 4. assigned to the correct section*

Checkpoint!

Your Complio account should have GREEN check marks next to each requirement **EXCEPT** for the drug screening and any vaccines that are being declined.

Categories
✓ MMR
✓ Varicella
✓ Hepatitis B
✓ Tuberculosis
✓ Tdap
✓ Influenza
✓ CPR Certification
✓ DPS Level-One Fingerprint Clearance Card
✓ American DataBank Background Check
✗ American DataBank Drug Screening
✓ Healthcare Clearance Form
✓ Healthcare Student Manual
✓ Photo ID
✓ Photograph
✓ COVID-19

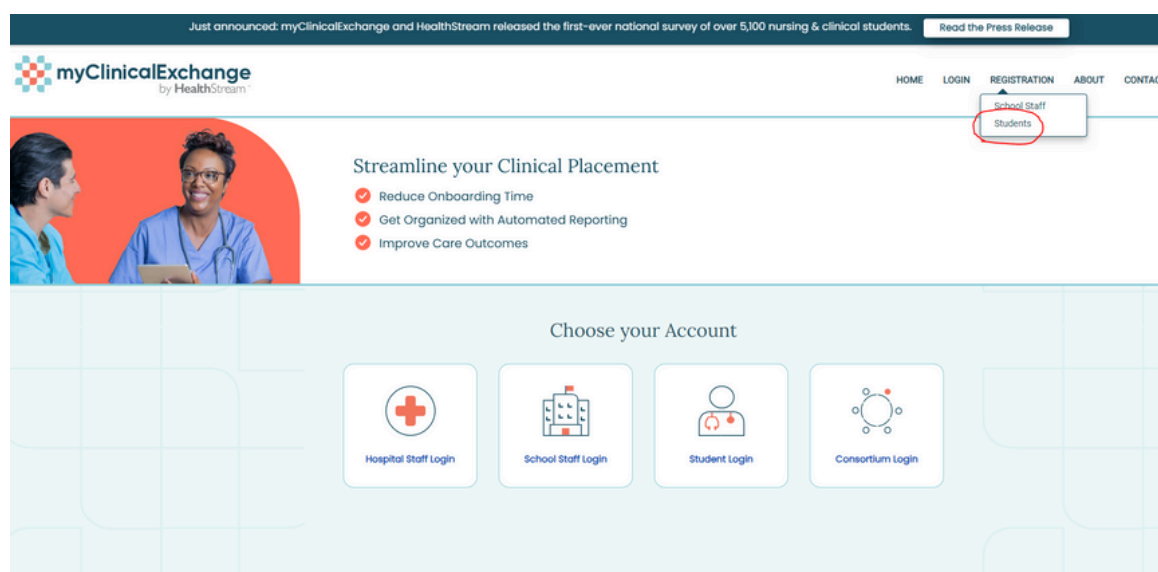
8. Create and Pay for a My Clinical Exchange Account

- [Create a My Clinical Exchange \(MCE\) account](#) using your Maricopa.edu email address through the provided link. Ensure the use of your institutional email for professional correspondence.
- Select "Nursing" as your program during the account setup process.
- [After setting up your MCE account, integrate your American Databank/Complio account with MCE.](#) This step facilitates the seamless transfer of verified documents from American Databank/Complio to MCE, allowing your assigned clinical sites to access them.
- If you already possess an MCE account associated with a different educational institution, update your school/program affiliation by navigating to Settings and selecting "Change Enrollment."
- Before linking your accounts, ensure that your documents are approved and accepted by American Databank/Complio.
- Verify that your documents have successfully transferred and populated into MCE. Typically, vaccine documents should sync automatically without manual uploading.
- Complete all sections of your nursing checklist within MCE. Follow the instructions provided within each compliance section meticulously. For certain fields such as Date of Birth, Flu Clinic, Health Insurance, Last 4 digits of SSN, Proficiency in written and oral English, and Last 5 digits of SSN, enter typed responses as required.

Call My Clinical Exchange directly if you're having payment or linking issues.

phone: 1-800-521-0574 (Press 1, Press #, Press 4)

Hours: 9am-6pm Central Time, Monday-Friday



9. Follow Registration Instructions set by your compliance coordinator.

Incoming FALL 2025 Block I students: You will fill out the Google form below to alert me that you are fully compliant and ready for registration.

Before you submit the Google form, double check:

- All health and safety items in Complio and My Clinical Exchange are complete/accepted and green and accounts are linked correctly.
- **You have current admission to Mesa Community College for the upcoming FALL 2025 semester.**

If you are unsure of how to continue, please reach out to the compliance coordinator for your program.

Maria Torkkola
Nursing Program Compliance Coordinator
Maria.Torkkola@mesacc.edu

Submit Google form to Request NUR152 Registration **Here**.

Resources

- [2025-2026 MCC Academic Calendar](#) (tuition due dates included)
- [Admissions](#)
- [American Databank/Complio Main Page](#)
- [American Databank/Complio Student Guide](#)
- [American Databank/Complio Help Videos](#)
- [American Heart Association Find a Class](#)
- [AZDHS Immunization Record Request Form \(AZ Residents\)](#)
- [Background Check PASS Certificate Instructions](#)
- [Fingerprint Clearance Card Instructions](#)
- [Fingerprint Clearance Card Video](#)
- [Fieldprint Fingerprinting Services](#)
- [Maricopa Health and Safety Requirements](#)
- [My Clinical Exchange](#)
- [Sync ADB/Complio to My Clinical Exchange](#)
- [Transferring your School in My Clinical Exchange](#)
- [Vaccines at No Cost/Maricopa County](#)